

WELCOME TO THE 3RD CCP PHENOGENOMIC CONFERENCE 2021. THIS EDITION WILL GO FULLY ON-LINE.

The official time zone of the 3rd CCP Phenogenomics Conference 2021 is Central European Summer Time (UTC+2).

The official programme **will start on Thursday, 16th September, at 10:00 AM.**

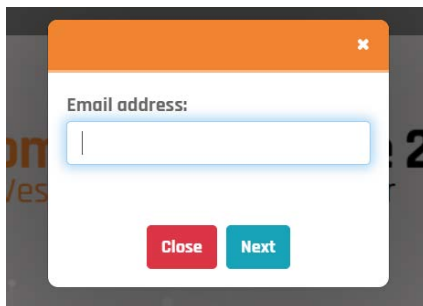
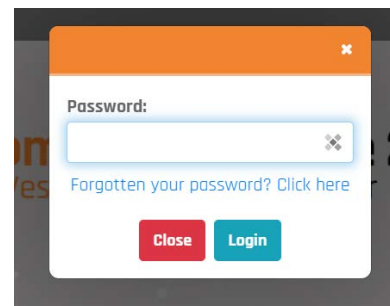
HOW TO GET IN?

Use the “User login” button in the upper right corner of the [website](#):

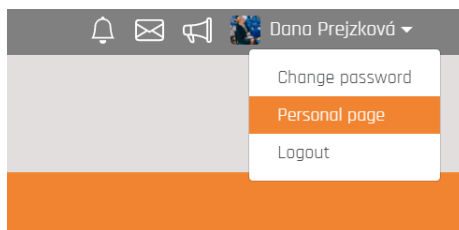
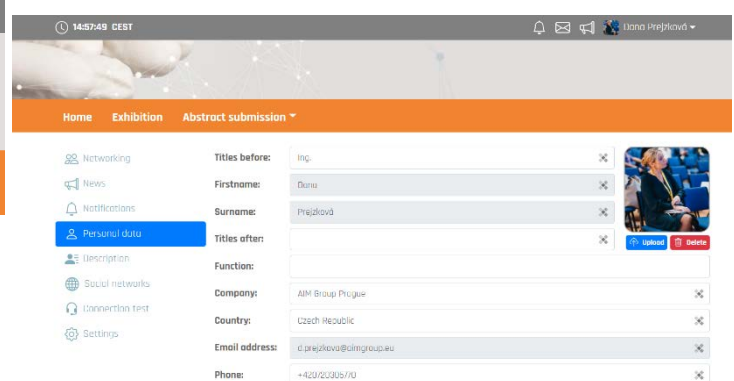


Enter the email address which you used to register. Click on Next and check your mail box to get your password. The password was sent to you from the email address info@gcon.me.

If you cannot find a message in your inbox, check your spam folder first. Later, if you don't remember your password, you can reset it.

After logging in, you can alter your profile details by clicking on your name in the upper right corner. If possible, please, upload your profile picture.



DURING THE 3RD PHENOGENOMICS CONFERENCE

Accessing the Live Stream of the Conference

To access the live session, please click on EVENT LIVE tab in [web menu](#) and enter the Virtual Hall. Please note that the Virtual Hall can only be accessed when the program is running.

EVENT LIVE

The most up-to-date version of the **final programme** is available (after login) [here](#).

You may create **your own CCP conference** by “liking” the sessions or presentations you want to attend.

The screenshot shows the conference program interface. At the top, there are navigation tabs: Home, Program, Exhibition, and Abstract submission. Below the tabs, there are search and filter options: a search bar, a 'Select day' dropdown set to '16.09.2021 - Thursday', a 'Select hall' dropdown set to 'All halls', and a 'Tags filter' dropdown. The main content area displays a list of sessions. The first session is 'Time to connect' (09:30 - 10:00) in the 'Virtual Hall'. The second session is 'Session 1 - Opening - 10th IMPC Anniversary' (10:00 - 11:00) in the 'Virtual Hall', chaired by Radislav Sedlacek. The third session is 'Welcoming lecture' (10:00) in the 'Virtual Hall', spoken by Radislav Sedlacek, with a tag 'OC'. The fourth session is 'Illuminating the dark genome: genome-wide approaches for understanding the genetic basis of disease' (10:20) in the 'Virtual Hall', spoken by Steve Brown, with a tag 'KN'. A red arrow points to a heart icon and a button labeled 'Add to personal programme' next to the fourth session.

The preferred program appears on your personal page.

The screenshot shows a user's personal page. On the left, there is a user profile for Dana Prejzková with a dropdown menu containing 'Change password', 'Personal page', and 'Logout'. The main content area has a navigation bar with 'Home', 'Program', and 'Exhibition' tabs. Below the navigation bar, there is a list of selected items for the user's personal programme. The first item is a 'Session' titled 'Session 1 - Opening - 10th IMPC Anniversary' (16.09.2021 10:00 - 11:00) in the 'Virtual Hall', chaired by Radislav Sedlacek. The second item is a 'Presentation' titled 'A new mouse model of shedding and transmission of the pertussis agent' (16.09.2021 11:30 - 11:50) in the 'Virtual Hall', spoken by Peter ŠEB0. The third item is a 'Session' titled 'Session 3 - Short technology talks (commercial talks)' (16.09.2021 14:00 - 14:40) in the 'Virtual Hall', chaired by Vendula Novosadova. The fourth item is a 'Topic' titled 'Poster Session' (16.09.2021 14:40 - 15:40) in the 'Poster area'. Each item has a 'Remove' button next to it.

The electronic Conference Abstract Book will be distributed to all registered participants and will be available in the virtual platform to download.



Networking

During the CCP Phenogenomics Conference 2021 time there is an opportunity to communicate with colleagues registered to the Conference. Click on the **symbol of the envelope** in the upper right corner to access the communication platform and search the name of the person you would like to contact or use the list of participants. Your unread incoming messages from other delegates are marked on the envelope icon.

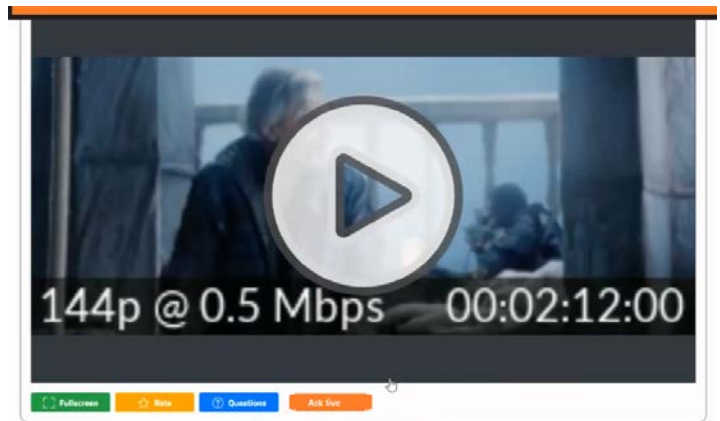


Questions & Answers Time

Q&A's will be at the end of each session.

We invite and encourage you to send questions to the speakers. Click the Questions button in the Live Session interface. The Questions tab lists all the questions submitted to the author. You may like question already stated.

At the end of each session there will be a moderated Q&A's time. You may raise your hand using "Ask live" button and after chair's invitation you may ask your question directly. Others will hear you and see you. Please be sure there is no back-up noise than. It is highly recommended to test your device before:



15:01:24 CEST Dana Prejzková

Change password
Personal page
Logout

Home Program Exhibition Abstract submission SPEAKERS READY ROOM MY REMOTE PARTICIPATION

Networking
News
Notifications
Personal programme
Personal data
Description
Social networks
Upload presentation
Upload poster
Connection test
Settings

Here you can check the correct settings of your computer for online communication with other participants. If you do not complete the test, you will not be able to use some features of the system.

The following technical requirements must be met for proper operation:

- Internet connection: at least 5 Mbps upload and 5 Mbps download;
- Internet browser: current version of Google Chrome, Microsoft Edge, Vivaldi or Apple Safari;
- computer network: enabled UDP port: 9000 for IP address 45.234.105.95;
- audio and video: we recommend headphones with microphone and a quality webcam;

In the frame below you can see an animation with the code. Write it in the box and press the Save button. If you do not see the animation, ensure that all the technical requirements described above are met.

Please, rewrite the code

5791

Copy the code from the animation here:

5791

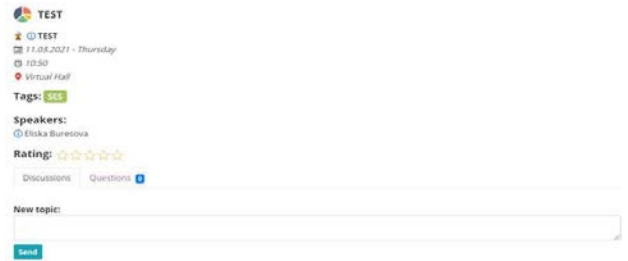
Save

Here you can test your camera and microphone.

Microphone is: ON Webcam is: OFF



Focused written Q&A's discussion can continue even after the live session. The discussion can be found under each abstract or presentation listed in the scientific program - access the Discussion tab in the relevant abstract or presentation detail.



Exhibition area

You are highly invited to visit exhibition area. On every booth you may enjoy partners' videos, various documents and presentations. You may arrange a chat with the representative of the conference partner. To access the exhibition area, please click on EXHIBITION tab in [web menu](#).

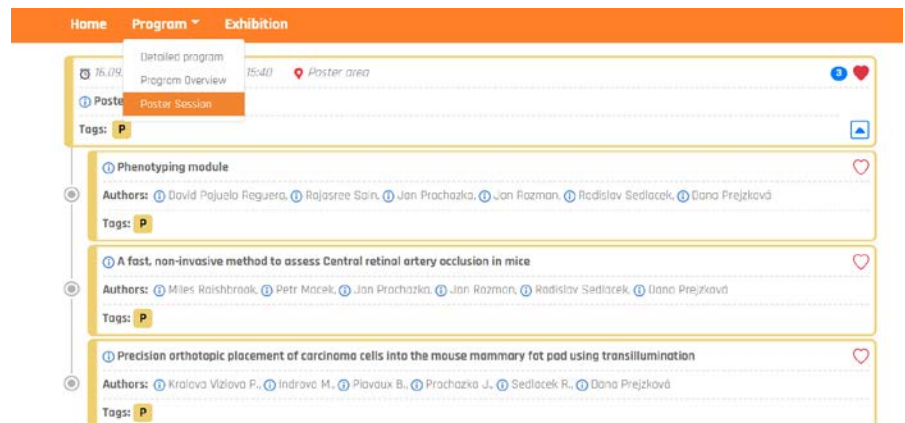


Poster section

Within 3rd CCP Phenogenomics Conference 2021 program there are two sessions dedicated to visit submitted posters:

Thursday, Sept 16 th	14:40 – 15:40
Friday, Sept 17 th	16:20 – 17:00

To access the poster session, please click on POSTERS tab in [web menu](#).



The authors will be available during Poster sessions awaiting your written questions and comments.

You may also **discuss** with the poster's authors **face-to-face when entering "Live Poster Session" hall**. This hall will be available during the whole CCP Conference.

Feedback form

To value authors and active participants, conference partners and organisers and to improve for the next edition we would kindly ask you to fill in feedback form. To do so, please visit FEEDBACK tab in [web menu](#).

Talks recordings

Live sessions will be recorded and made available to all registered participants for viewing shortly (within a week) after the live sessions are completed. Recordings will be available for 12 months after the Conference. Please note that also discussion dedicated to each presentation will remain available.



Conference Hotline - Contact Us

If you have any questions or issues during or prior to the CCP Phenogenomics Conference 2021, please contact us at d.prejkova@aimgroup.eu or at: +420 720 305 770.